

# 2024 Utah Educator Preparation Program (EPP) Annual Report

UTAH STATE BOARD OF EDUCATION

Prepared by:  
Lisa McLachlan, PhD  
Educator Preparation Coordinator

# Contents

- Introduction .....3
- Overview of Programs .....4
- Program Enrollment .....4
  - Teacher Preparation Program Enrollment Over Time .....8
- Program Completers ..... 11
  - Retention of Teacher Preparation Program Completers ..... 14
- Candidate Performance Data ..... 16
  - Pedagogical Performance Assessments (PPAs) ..... 17
  - Utah Foundations of Reading Assessment (UFORA) ..... 20
- Appendix A ..... 23
- Appendix B ..... 25

## Introduction

An educator preparation program (EPP) is defined in Utah Administrative Rule R277-303 as a comprehensive program administered by an entity that is intended to prepare individuals to meet the requirements for a Utah professional license or license area of concentration. Educator Preparation Programs may include a program developed by or associated with an institution of higher education, individual Local Education Agencies (LEAs), a consortium of LEAs, or the Board.

The Utah State Board of Education is responsible for establishing standards for the approval of educator preparation programs ([53E-6-302](#)). These standards are contained in Utah Administrative Rules [R277-303](#), [R277-304](#), [R277-305](#), and [R277-306](#). They are designed to ensure individuals successfully completing approved programs have gained and demonstrated the knowledge and skills necessary to be effective educators in Utah schools. All approved educator preparation programs are periodically reviewed by State Board staff to ensure they meet or exceed the established standards.

Educator preparation programs include teacher preparation programs and support services preparation programs. Teacher preparation programs prepare candidates to teach in the following license areas:

- Early Childhood Education (preK-3)
- Elementary Education (K-8)
- Secondary Education (6-12)
- Preschool Special Education (birth – age 5)
- Special Education (K-12+)
- Deaf Education

Educator preparation programs in support service areas prepare candidates to work in positions in Utah schools designed to support teachers and students and prepare candidates in the following license areas:

- School Leadership
- School Counselor K-12
- School Psychologist K-12
- School Social Worker K-12
- Audiologist
- Speech Language Pathologist
- Speech Language Technician

This report will present data and information on Utah's educator preparation programs collected during the 2023-2024 school year, including information on program enrollment, educators recommended for licensure (program completers), program performance data, program retention data, and other relevant information.

## Overview of Programs

Currently, Board staff have approved 10 university-based educator preparation programs and 51 Alternative Pathway to Professional Educator License (APPEL) programs administered by local school districts or charter schools, consortiums of school districts or charter schools, private schools, or the Board.

### University-Based Educator Preparation Programs

Utah's traditional educator preparation programs are administered by institutions of higher education and generally prepare educators to receive a degree and a professional educator license. Most preparation programs are offered in connection with a bachelor's, master's, or doctoral degree program. Two universities offer a graduate level licensure only program, Utah State University and Weber State University. Board staff have approved preparation programs in multiple license areas at 10 universities in Utah. For a complete list of university-based preparation programs in Utah by license area and institution, see Appendix A.

### Alternative Pathway to Professional Educator License (APPEL) Programs

Utah's Alternative Pathway to Professional Educator License (APPEL) programs were created in 2020 and prepare individuals to meet the requirements of a professional teaching license. APPEL programs are administered by local school districts, charter schools, private schools, consortiums of districts or schools, or the Board. Generally, candidates who are enrolled in an APPEL program have earned a bachelor's degree or higher from an institution of higher education and are employed in a school which has a partnership with an approved APPEL program.

The APPEL-SpEd program is administered by Board staff and prepares candidates for licensure in preschool special education (birth-age 5) and special education (K-12+). APPEL programs administered by local school districts, charter schools, or private schools prepare candidates for licensure in early childhood education, elementary education, secondary education, and career and technical education. As of September 1, 2024, Utah has approved 50 APPEL programs administered by public or private schools or consortiums of public or private schools and one program administered by the Board (APPEL-SpEd). These programs include partnerships with 146 school districts or charter schools and 27 private schools. For a list of approved APPEL programs, see Appendix B.

## Program Enrollment

About 7,888 candidates were enrolled in an educator preparation program administered by an institution of higher education (IHE) from September 1, 2023 to August 31, 2024. The total number of individuals who were enrolled in an educator preparation program administered by an institution of higher education (IHE) during the 2023-2024 academic year are presented in Table 1. Of these candidates, 6,344 (80%) individuals were enrolled in a teacher preparation program administered by an IHE, and 1,544 (20%) individuals were enrolled in a preparation program administered by an IHE intended to prepare candidates in a support services license area.

**Table 1***Total Enrollment in an EPP Administered by Institution of Higher Education 2023-2024*

<b>Institution</b>	<b>2024 Total Enrollment</b>	<b>Teacher Prep Enrollment</b>	<b>Support Services Enrollment</b>
Brigham Young University	1,814	1,577	237
Rocky Mountain University	147	N/A	147
Southern Utah University	1,206	913	293
University of Utah	650	284	366
Utah State University	1,255	1,046	209
Utah Tech University	114	114	N/A
Utah Valley University	860	688	172
Weber State University	1,408	1,380	28
Western Governors University	431	339	92
Westminster University	3	3	N/A
<b>Total</b>	<b>7,888</b>	<b>6,344</b>	<b>1,544</b>

N/A = Program is not offered at this institution.

From September 1, 2023 to August 31, 2024, about 2,576 candidates were enrolled in an APPEL program. Of these candidates, 1,349 (52%) were working towards a professional secondary license, 705 (27%) were working towards a professional elementary license, and 469 (18%) were working towards a professional special education license.

Table 2 lists the APPEL programs with ten or more candidates enrolled during the 2023-2024 school year. The APPEL-SpEd program administered by the Utah State Board of Education had the largest enrollment, with 502 candidates enrolled. The Utah Association of Public Charter Schools APPEL program had 361 candidates enrolled and Davis School District had 171 candidates enrolled during the 2023-2024 school year.

For a comprehensive look at teacher preparation program enrollment, the number of individuals who were working towards a professional teaching license area through an APPEL program were combined and compared to the number of individuals who were working towards a professional teaching license area through a university-based program. Table 3 presents the number of individuals working towards a professional teaching license by license area and pathway during the 2023-2024 academic year. Some candidates were working towards more than one license area and are counted more than once in these data.

**Table 2***APPEL Programs with ten or more candidates enrolled during the 2023-2024 School Year*

<b>Program Name</b>	<b>Individuals Enrolled</b>
APPEL-SpEd (USBEd)	502
Utah Association of Public Charter Schools	361
Davis School District	171
Southwest Educational Development Center (SEDC)	139
Jordan School District	133
Northern Utah Educational Services (NUES)	131
Alpine School District	130
Granite School District	121
Weber School District	85
Tooele School District	70
Canyons School District	68
American Preparatory Academy	65
Nebo School District	61
Salt Lake City School District	47
Box Elder School District	45
Central Utah Education Services (CUES)	43
Ogden School District	43
Southeast Educational Service Center (SESC)	40
Catholic Diocese of SLC	29
Provo School District	26
Summit Academy	21
Spectrum Academy	20
Cache County School District	18
Carbon School District	16
Wasatch Waldorf Charter School	16
Excelsior Academy	13
Teacher Development Services (RTC)	13
American Leadership Academy	12
Providence Hall Charter School	12
Logan City School District	11
John Hancock Charter School	10
Quest Academy Charter School	10

**Table 3***Teacher Preparation Program Enrollment by License Area and Pathway 2023-2024*

Teacher Preparation Program	Early				Total
	Childhood	Elementary	SEC <sup>a</sup>	SPED <sup>b</sup>	
All APPEL Programs	19	705	1,349	503	2,576
Brigham Young University	109	606	739	123	1,577
Weber State University	157	500	629	94	1,380
Utah State University	17	267	625	140	1,049
Southern Utah University	N/A	434	434	117	985
Utah Valley University	N/A	357	291	40	688
Western Governors University	N/A	193	73	73	339
University of Utah	11	73	136	64	284
Utah Tech University	N/A	76	38	N/A	114
Westminster University	N/A	2	1	N/A	3

<sup>a</sup>SEC includes both Career & Technical Education and Secondary Education areas

<sup>b</sup>SPED includes Special Education K-12, Preschool Special Education, and Deaf Education areas

N/A = program is not offered at this institution

When enrollment in all APPEL programs is combined, APPEL program enrollment includes more teacher licensure candidates than any individual university program, with 2,576 total candidates enrolled in an APPEL program compared to 1,577 candidates enrolled in Brigham Young University's teacher licensure programs. Total enrollment in Weber State University's teacher licensure programs was 1,380 individuals and Utah State University's teacher licensure programs was 1,380 individuals and Utah State University's teacher licensure program enrollment was 1,049 during the 2023-2024 academic year.

About 1,777 individuals were working towards a professional educator license in an education support area, such as school leadership and school counselor. Approved programs in 'support areas' are only offered through a university-based preparation program. Table 4 presents the number of individuals enrolled in a 'support area' preparation program by license area and institution during the 2022-2023 academic year.

The University of Utah had more individuals enrolled in 'support area' programs than any other Utah university, with 360 individuals enrolled across six licensure program areas. Southern Utah University had 293 individuals enrolled in their School Leadership program, which is the only 'support area' program they offer. Brigham Young University had 237 individuals enrolled in a 'support area' program, with that number spread out across four licensure program areas.

**Table 4***Support Services Enrollment by License Area and Institution 2023-2024*

Institution	School					Speech-	Total
	School Leadership	School Counselor	Social Worker	School Psych	Audiologist	Lang Pathology	
University of Utah	89	49	47	53	36	86	360
Southern Utah University	293	N/A	N/A	N/A	N/A	N/A	293
Brigham Young University	76	N/A	83	40	38	N/A	237
Utah State University	42	60	23	5	21	58	209
Utah Valley University	59	113	N/A	N/A	N/A	N/A	172
Rocky Mountain University	N/A	96	N/A	N/A	N/A	51	147
Western Governors University	92	N/A	N/A	N/A	N/A	N/A	92
Weber State University	28	N/A	N/A	N/A	N/A	N/A	28

N/A = Program is not offered at this institution

**Teacher Preparation Program Enrollment Over Time**

To determine trends in teacher preparation program enrollment over time, the number of individuals who were enrolled in a teacher preparation program from the 2020-2021 to the 2023-2024 school years are compared by license area and pathway. Figure 1 presents the number of individuals enrolled in an elementary preparation program from the 2021-2024 school years, with the 'APPEL' line representing the total number of individuals working towards a professional elementary license area through an APPEL program. Western Governors University (WGU) changed the way they report enrollment in 2022. Therefore, only three academic years of enrollment are reported for WGU (2022-2024).

Elementary candidates enrolled in an APPEL program increased 219% from 2021 to 2024, representing the largest increase in enrollment for all elementary preparation programs in the last four years. Weber State University and Southern Utah University have also seen large increases in elementary program enrollment in the last four years, with Weber State University increasing enrollment by 216% and Southern Utah University increasing enrollment by 170% since the 2020-2021 academic year. Enrollment in the elementary teacher preparation programs at Brigham Young University and Utah Valley University have remained relatively the same over the last four years.

Three institutions saw significant decreases in elementary candidate enrollment in 2024 after maintaining steady enrollment numbers during the 2022 and 2023 school years. Utah State University saw a 23% decrease, Utah Tech University saw a 28% decrease, and Western Governors University saw a 51% decrease in elementary candidate enrollment between the 2023 and 2024 school years. Other programs have seen a steady decrease in elementary candidate enrollment over the past four years, with elementary enrollment at University of Utah decreasing 32% and Westminster University decreasing 96% in the last four years.



**Figure 1**

*Elementary Preparation Program Enrollment from 2020 – 2024*

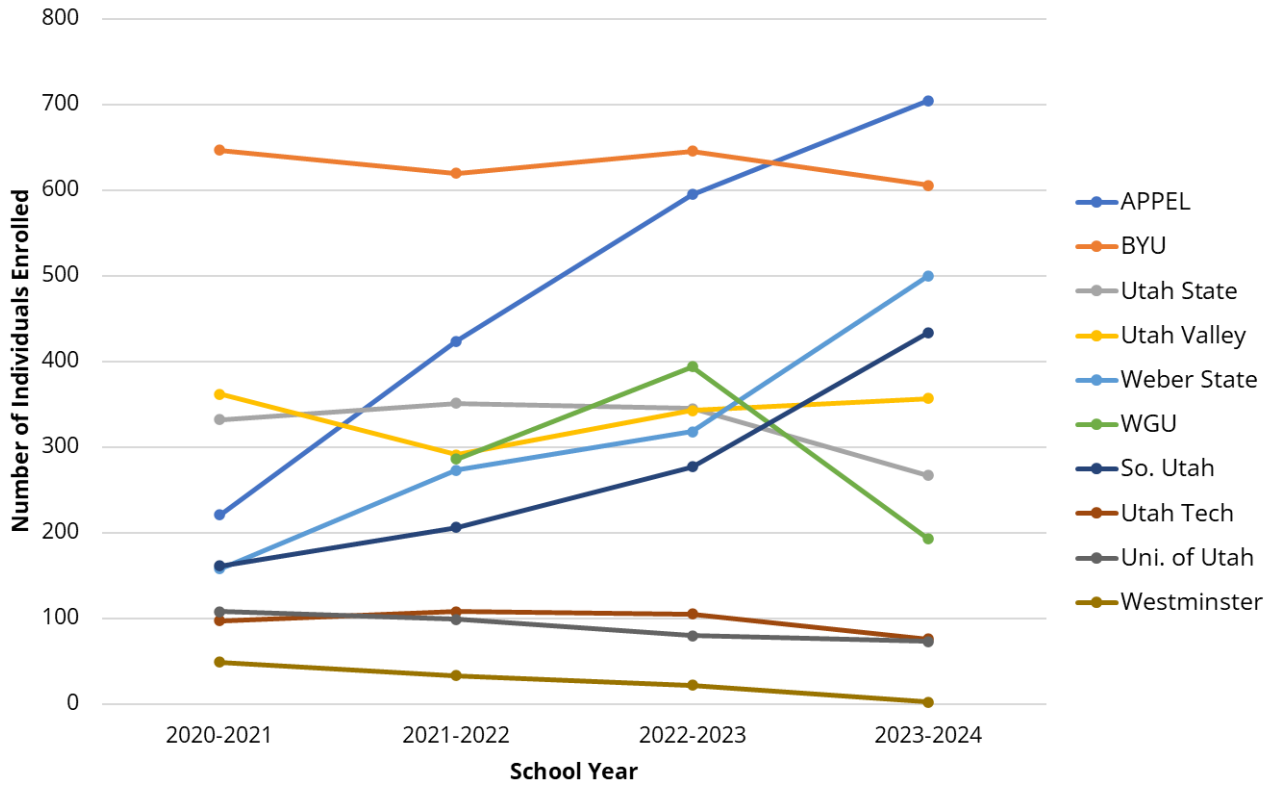
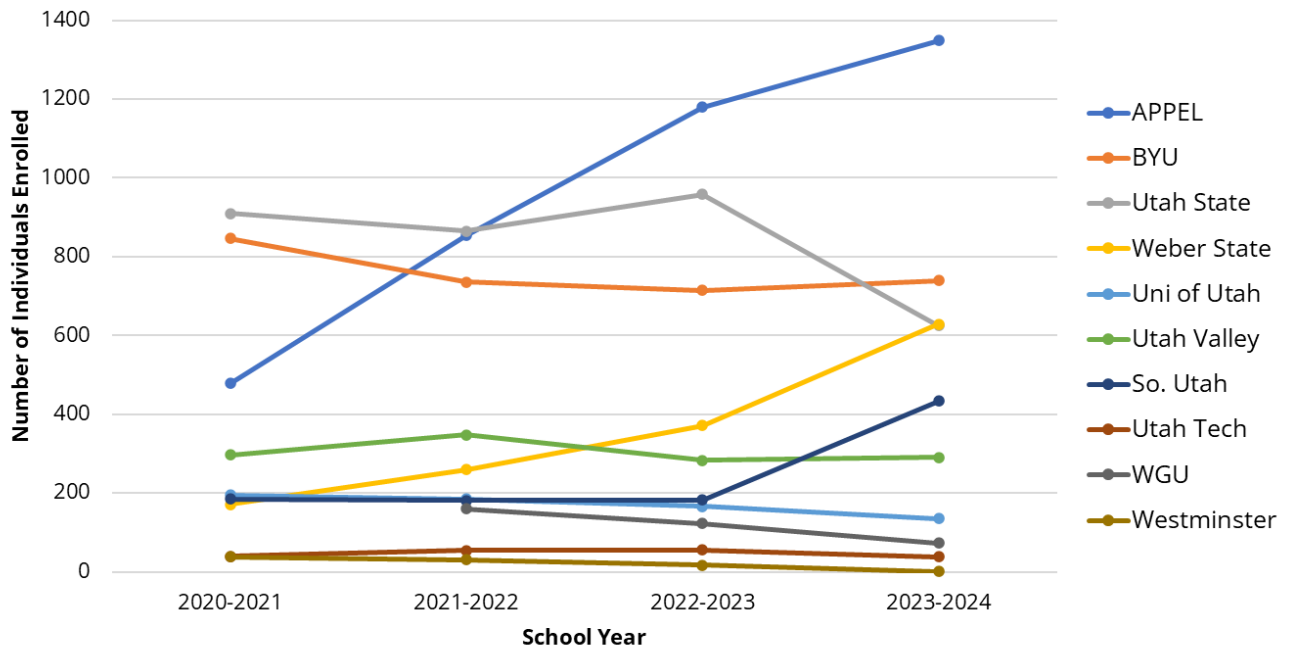


Figure 2 presents the number of individuals enrolled in a secondary preparation program from the 2020-2021 to the 2023-2024 school year, with the 'APPEL' line representing the total number of individuals working towards a professional secondary license area through an APPEL program. Western Governors University (WGU) changed the way they report enrollment in 2022. Therefore, only three academic years of enrollment are reported for WGU (2022 - 2024).

Over the last four years, Weber State University saw the largest increase in secondary preparation program enrollment in the state, with a 268% increase in enrollment from 2021 to 2024. Secondary candidates enrolled an APPEL program increased 182% from 2021 to 2024. Southern Utah University experienced a significant increase in secondary preparation program enrollment in 2024 after maintaining steady enrollment during the 2022 and 2023 school years. Utah Tech University has also seen a 40% increase in secondary program enrollment since the 2020-2021 school year. Enrollment in the secondary teacher preparation programs at Brigham Young University and Utah Valley University have remained relatively the same over the last four years.

**Figure 2**

*Secondary Preparation Program Enrollment from 2020 – 2024*

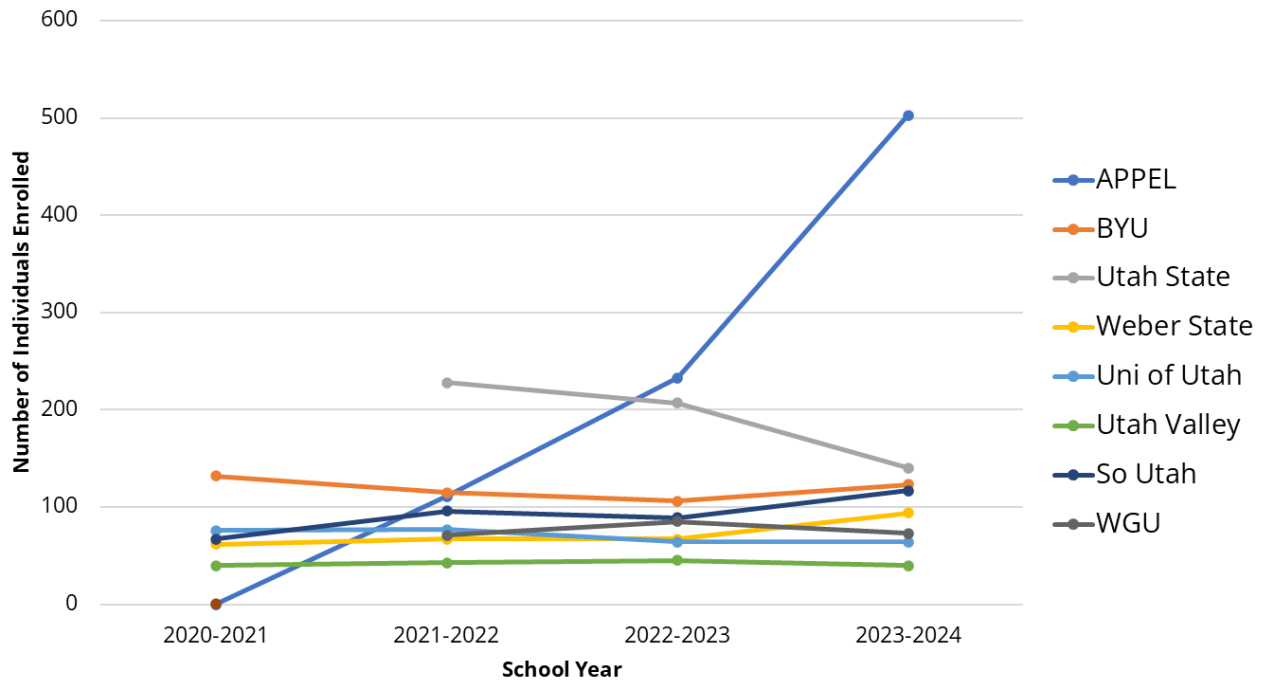


Three institutions saw significant decreases in secondary candidate enrollment in 2024 after maintaining steady enrollment numbers during the 2022 and 2023 school years. Utah State University saw a 35% decrease, Utah Tech University saw a 32% decrease, and Western Governors University saw a 41% decrease in secondary candidate enrollment between the 2023 and 2024 school years. Other programs have seen a steady decrease in secondary candidate enrollment over the past four years, with secondary enrollment at University of Utah decreasing 30% and Westminster University decreasing 97% in the last four years.

Figure 3 presents the number of individuals enrolled in a special education, preschool special education, or deaf education preparation program from the 2020-2021 to the 2022-2023 school years, with the 'APPEL' line representing the total number of individuals working towards a professional special education or preschool special education license area through the APPEL-SpEd (USBEd) program. Western Governors University (WGU) and Utah State University (USU) changed the way they report special education enrollment in 2022. Therefore, only three academic years of enrollment are reported for WGU and USU (2022 - 2024). Utah Tech University does not currently offer a special education licensure program and Westminster University closed their special education program in 2023.

**Figure 3**

*Special Education, Preschool Special Education, and Deaf Education Preparation Program Enrollment from 2020 - 2024*



The APPEL-SpEd program first admitted candidates into its program during the 2021-2022 school year and has seen a 353% increase in enrollment over the last three academic years. Southern Utah University has also seen a large increase in special education program enrollment, with a 75% increase in enrollment over the last four academic years. Weber State University experienced a significant increase in special education preparation program enrollment in 2024 after maintaining steady enrollment during the 2022 and 2023 school years. Brigham Young University, Utah Valley University, and Western Governors University have maintained relatively steady enrollment in their special education programs over the last four years. Utah State University has seen a 39% decrease in special education program enrollment in the last three years.

## Program Completers

Individuals who successfully complete all the requirements of an educator preparation program and are recommended for a professional educator license by that program are considered program completers. From September 1, 2023 and August 31, 2024 about 3,414 individuals successfully completed an university-based preparation program.

The total number of individuals who completed an educator preparation program administered by an institution of higher education during the 2023-2024 academic year are presented by institution in Table 5. Of these completers, 2,868 (84%) individuals were enrolled in a teacher preparation program administered by an IHE, and 546 (16%)

individuals were enrolled in a preparation program administered by an IHE intended to prepare candidates in a support services license area.

**Table 5**

*Total Completers of an EPP Administered by an Institution of Higher Education 2023-2024*

<b>Institution</b>	<b>2024 Total Completers</b>	<b>Teacher Prep Completers</b>	<b>Support Services Completers</b>
Brigham Young University	471	412	59
Southern Utah University	273	160	113
University of Utah	201	122	79
Utah State University	545	410	135
Utah Tech University	63	63	N/A
Utah Valley University	347	312	35
Weber State University	208	185	23
Western Governors University	1,295	1,193	102
Westminster University	11	11	N/A
<b>Total</b>	<b>3,414</b>	<b>2,868</b>	<b>546</b>

Table 6 presents the number of individuals who completed an APPEL program during the 2023-2024 school year, disaggregated by APPEL program. For privacy, only APPEL programs with ten or more completers during the 2023-2024 school year are presented.

**Table 6**

*APPEL Programs with Ten or More Completers During the 2023-2024 School Year*

<b>Program Name</b>	<b>Total Completers</b>
Utah Association of Public Charter Schools	93
Davis School District	68
Alpine School District	46
APPEL-SpEd (USBE)	41
Southwest Educational Development Center (SEDC)	40
Jordan School District	27
Tooele School District	25
Granite School District	23
Northern Utah Educational Services (NUES)	23
Nebo School District	22
Canyons School District	18
Weber School District	17
Central Utah Education Services (CUES)	16
Ogden School District	13

From September 1, 2023 and August 31, 2024 about 591 individuals successfully completed an APPEL program. Of these completers, 344 (58%) individuals earned a professional secondary or CTE license area, 207 (35%) individuals earned a professional elementary or early childhood license area, and 41 (7%) individuals earned a professional special education license area. The Utah Association of Public Charter Schools had the most individuals complete their APPEL program during the 2023-2024 school year, with 93 individuals. Davis School District had 68 completers and Alpine School District had 46 completers during the 2023-2024 school year.

The total number of individuals who earned a professional teaching license area through an APPEL program during the 2023-2024 school year were compared to the number of individuals who earned a professional teaching license area through a university-based program. Table 7 presents the number of individuals who completed a teacher preparation program disaggregated by license area and preparation pathway during the 2023-2024 academic year. Some individuals earned more than one license area and are counted more than once in these data.

**Table 7**

*Teacher Preparation Program Completers by License Area and Pathway 2023-2024*

Teacher Preparation Pathway	Early				Total
	Childhood	Elementary	SEC <sup>a</sup>	SPED <sup>b</sup>	
All APPEL Programs	6	202	344	41	593
Brigham Young University	21	170	192	29	412
Southern Utah University	N/A	84	73	34	191
University of Utah	7	33	42	40	122
Utah State University	20	172	163	76	431
Utah Tech University	N/A	41	22	N/A	63
Utah Valley University	N/A	140	155	17	312
Weber State University	11	83	81	19	194
Western Governors University	N/A	812	216	330	1,358
Westminster University	N/A	7	4	N/A	11
Totals	65	1,744	1,292	586	3,687

<sup>a</sup>SEC includes both Career & Technical Education and Secondary Education areas

<sup>b</sup>SPED includes Special Education K-12, Preschool Special Education, and Deaf Education areas

N/A = program is not offered at this institution

Western Governors University had the most teacher preparation program completers with 1,358 individuals who completed their programs during the 2023-2024 school year. A total of 593 individuals completed an APPEL program last year, making Alternative Pathway to Professional Educator License (APPEL) programs the second largest producer of teachers in the state. In comparison, Utah State University had 431 individuals complete their teacher preparation programs, and Brigham Young University had 412 individuals complete their teacher preparation programs during the 2023-2024 academic year.

About 546 individuals earned a professional educator license in an education support area, such as School Leadership and School Counselor, during the 2023-2024 school year. Approved programs in ‘support areas’ are only offered through a university-based preparation program. Table 8 presents the number of individuals who completed a ‘support area’ preparation program by license area and institution during the 2023-2024 academic year.

**Table 8**  
*Completers of Education Support Area Programs by License Area and Institution 2023-2024*

Institution	School Leadership	School Counselor	School Social Work	School Psych	Audio-logist	Speech-Lang Pathology	Total
Brigham Young University	30	N/A	0	14	0	15	59
Rocky Mountain University	N/A	0	N/A	0	N/A	N/A	0
Southern Utah University	113	N/A	N/A	N/A	N/A	N/A	113
University of Utah	24	16	11	7	0	21	79
Utah State University	53	57	7	0	2	16	135
Utah Valley University	15	20	N/A	N/A	N/A	N/A	35
Weber State University	23	N/A	N/A	N/A	N/A	N/A	23
Western Governors University	102	N/A	N/A	N/A	N/A	N/A	102
Total	360	93	18	21	2	52	546

N/A = program is not offered at this institution

Utah State University had a total of 135 individuals earn a professional educator license through one of their five ‘support area’ programs. Southern Utah University had 113 individuals complete their School Leadership program in the 2023-2024 academic year, which is the only ‘support area’ program they offer. Western Governors University had 102 individuals complete their School Leadership program, which is the only ‘support area’ program they offer.

**Retention of Teacher Preparation Program Completers**

Two cohort of individuals who completed a Utah teacher preparation program between in the 2020-2021 and 2021-2022 school years were followed for three academic years to determine how many were employed in a Utah school district or charter school up to three years after completing their programs. A total of 2,745 individuals completed a Utah teacher preparation program during the 2020-2021 school year and 2,834 individuals completed a Utah teacher preparation program and received a Utah professional teaching license during the 2021-2022 school year. The three-year retention rates of the 2020-2021 cohort are presented in Table 9 and the three-year retention rates of the 2021-2022 cohort are presented in Table 10.

**Table 9**

*Three-Year Retention Rates of the 2020-2021 Cohort of Teacher Preparation Program Completers by Utah Preparation Program*

Program or Institution	Number Completed 2020-2021	Completers Working in 2021-2022	Percent Working in 2021-2022	Completers Working in 2022-2023	Percent Working in 2022-2023	Completers Working in 2023-2024	Percent Working in 2023-2024
All APPEL Programs	71	70	99%	67	94%	61	86%
Brigham Young University	410	223	54%	180	44%	141	34%
Southern Utah University	121	74	61%	79	65%	75	62%
University of Utah	197	163	83%	151	77%	131	66%
Utah State University	332	220	66%	209	63%	191	58%
Utah Tech University	67	44	66%	39	58%	37	55%
Utah Valley University	267	193	72%	179	67%	159	60%
Weber State University	232	197	85%	197	85%	177	76%
Western Governors University	1,063	267	25%	272	26%	256	24%
Westminster University	27	21	78%	22	81%	19	70%
Total	2,787	1,472	53%	1,395	50%	1,241	45%

**Table 10**

*Three-Year Retention Rates of the 2021-2022 Cohort of Teacher Preparation Program Completers by Utah Preparation Program*

Program or Institution	Number Completed 2021-2022	Completers Working in 2022-2023	Percent Working in 2022-2023	Completers Working in 2023-2024	Percent Working in 2023-2024	Completers Working in 2024-2025	Percent Working in 2024-2025
All APPEL Programs	118	110	93%	102	86%	96	81%
Brigham Young University	383	222	56%	193	48%	156	39%
Southern Utah University	103	57	53%	55	51%	54	50%
University of Utah	124	95	77%	92	74%	89	72%
Utah State University	359	265	73%	241	67%	217	60%
Utah Tech University	50	36	72%	35	70%	32	64%
Utah Valley University	304	222	70%	202	63%	187	59%
Weber State University	174	141	80%	132	75%	124	70%
Western Governors University	1,180	273	23%	268	23%	254	21%
Westminster University	39	29	74%	30	77%	26	67%
Total	2,834	1,450	50%	1,350	47%	1,235	43%

Utah educator employment records indicated that among the individuals who completed a Utah teacher preparation program during the 2020-2021 school year, about 1,472 (54%) were employed in a Utah school district or charter school the following academic year (2021-2022), 1,395 (51%) were employed in a Utah school district or charter school two years after completing their programs (2022-2023), and 1,247 (45%) were employed in a Utah school district or charter school three years after completing their programs or at the

start of the 2023-2024 school year. Employment information was not available for Individuals who may have been employed as an educator in a Utah private school, employed as an educator in another state or jurisdiction, employed in another job outside of teaching, or not employed. Table 9 presents the three-year retention rate of the 2020-2021 cohort of Utah teacher preparation program completers by preparation program and academic year.

Three-year retention rates for the 2021-2022 cohort of completers were similar to the retention rates of the 2020-2021 cohort of completers. About 1,450 (50%) were employed in a Utah school district or charter school the following academic year (2022-2023), 1,350 (47%) were employed in a Utah school district or charter school two years after completing their programs (2023-2024), and 1,235 (43%) were employed in a Utah school district or charter school three years after completing their programs or at the start of the 2024-2025 school year. Employment information was not available for Individuals who may have been employed as an educator in a Utah private school, employed as an educator in another state or jurisdiction, employed in another job outside of teaching, or not employed. Table 10 presents the three-year retention rate of the 2021-2022 cohort of Utah teacher preparation program completers by preparation program and academic year.

Both cohorts of completers of APPEL programs had the highest three-year retention rate of all teacher preparation programs with 86% of teachers who completed an APPEL program in the 2020-2021 school year still teaching in a Utah school district or charter school at the start of the 2023-2024 school year and 81% of teachers who completed an APPEL program in the 2021-2022 school year still teaching in a Utah school district or charter school at the start of the 2024-2025 school year. Cohorts of completers at Weber State University have the second highest three-year retention rates, with 76% of Weber State University's 2020-2021 teacher preparation program completers and 70% of the 2021-2022 completers were employed in a Utah school district or charter school three years later.

Western Governors University (WGU) had the lowest retention rate, with only 25% of 2020-2021 completers and 23% of 2021-2022 completers working in a Utah school district or charter school the following school year after completing their teacher preparation program. However, this retention rate remained relatively the same three years after. Meaning, if the teacher was employed one year after completing their preparation program at WGU, they were more likely to still be employed three years after completing their program. If WGU is removed from the analysis, the average retention rate of completers of all other teacher preparation programs in Utah one year after becoming licensed is 71%, 65% after two years, and 58% three years after receiving their professional teaching license.

## Candidate Performance Data

Candidates enrolled in teacher preparation programs may have to pass various assessments as evidence they have demonstrated competencies defined in Board rule before they are recommended for a professional teaching license. Analyzing the results of



these assessments provides information on how well candidates are prepared to demonstrate these competencies.

### **Pedagogical Performance Assessments (PPAs)**

Between September 1, 2021 and May 1, 2024, all teacher candidates were required to pass an approved pedagogical performance assessment to qualify for a professional teaching license. The Superintendent approved three pedagogical performance assessments (PPAs) that met pedagogical performance standards approved by the Board. Approved pedagogical performance assessments included the PPAT ([administered by ETS](#)), the edTPA ([administered by Pearson](#)), and the Davis Pedagogical Performance Assessment, administered by Davis School District. Utah teacher preparation programs chose one of these approved pedagogical performance assessments (PPAs) to adopt in their programs and supported candidates in completing the PPA prior to being recommended for licensure. Each PPA measured general teaching competencies, including planning lessons that met a variety of student needs, evaluating student learning outcomes, and using instructional strategies to promote student engagement and learning.

During the 2021-2022 and the 2022-2023 school years, the PPA requirement was in the pilot phase, meaning candidates needed to complete the assessment and receive any score to be considered to have passed the assessment. From September 1, 2023 to May 1, 2024, candidates needed to receive a score at or above the state require cut score to pass the assessment and receive their professional teaching license. During the 2024 General Legislative Session, the Utah State Legislature approved changes to [Utah Code 53E-6-201](#) restricting the Utah State Board of Education from requiring a pedagogical performance assessment for licensure. These changes went into effect on May 1, 2024 and a pedagogical performance assessment was no longer required for a Utah professional teaching license.

Pedagogical Performance Assessment results for candidates who took either the PPAT or the edTPA during the 2023-2024 school year are presented in this section. Because the PPA is no longer a requirement for licensure, this will be the final year PPA results will be shared in this report.

#### ***2023-2024 edTPA Results***

The edTPA has multiple variations of assessments that are aligned to the subject area the candidate is being prepared in. Candidates are expected to complete the edTPA that aligns to the content area for which they are seeking licensure. Two Utah universities and five APPEL programs adopted the edTPA as their pedagogical performance assessment: Utah Valley University, Western Governors University, Athenian eAcademy, DaVinci Academy, John Hancock Charter School, Karl G. Maeser Academy and Providence Hall Charter School. Statewide results from each edTPA test completed during the 2023-2024 school year are presented in Table 11. Due to privacy concerns, only edTPA test results with ten or more test takers are presented.

**Table 11***Statewide edTPA Test Results during the 2023-2024 School Year by Test Name*

<b>edTPA Test Name</b>	<b>Number of Test Takers</b>	<b>Average Score</b>	<b>Pass Rate</b>
ElemEd: Literacy/Math Task 4	846	52	99%
Health Education	23	45	100%
K-12 Performing Arts	11	45	100%
K-12 Physical Education	18	39	88%
Middle School Mathematics	12	44	100%
Secondary English Language Arts	72	46	97%
Secondary Humanities and Social Sciences	36	47	100%
Secondary Mathematics	53	39	92%
Secondary Science	72	42	98%
Special Education	267	44	100%
Visual Arts	15	48	100%

Approximately 1,447 Utah teacher candidates took the edTPA during the 2023-2024 school year. Results indicate 100% of candidates who took the Health Education, K-12 Performing Arts, Middle School Mathematics, Secondary Humanities and Social Science, Special Education, and Visual Arts edTPA tests passed the assessment. Other assessment areas had similar results, with 99% of Elementary Education, 98% of Secondary Science, 97% of Secondary English Language Arts, and 92% of Secondary Mathematics candidates passed the edTPA test. About 88% of K-12 Physical Education candidates passed the edTPA.

### ***2023-2024 PPAT Results***

All teacher preparation candidates, regardless of which content area they were being prepared in, completed the same PPAT task requirements. Seven Utah universities and 44 APPEL programs adopted the PPAT for use in their teacher preparation programs. The state established passing score for the PPAT (36) went into effect on September 1, 2023 and was in effect until the assessment requirement was removed on May 1, 2024. Statewide results from the PPAT assessment from 2021 to 2024 are presented in Table 12.

Results suggest the statewide percentage of candidates who scored 36 or higher on the PPAT during the 2023-2024 school year increased 12 percentage points over candidates who scored 36 or higher on the PPAT during the 2022-2023 school year (90% and 78%, respectively). This may be due to the consequential passing score going into effect on September 1, 2023.

**Table 12***Statewide Results from the PPAT Assessment from 2021 to 2024*

School Year	Number of Test Takers	Percent Scored	
		Average Score	36 or Higher
2021-2022	1,467	40	78%
2022-2023	1,784	40	78%
2023-2024	1,622	41	90%

Table 13 compares statewide 2023-2024 PPAT results by preparation pathway: university-based teacher preparation programs and APPEL programs.

**Table 13***2023-2024 PPAT Results by Teacher Preparation Pathway*

Type of Teacher Preparation Pathway	Number of Test Takers	Percent Scored	
		Average Score	36 or Higher
All University-based programs	1,275	42	93%
All APPEL programs	357	41	81%

Results suggest candidates enrolled in university-based teacher preparation programs scored higher than candidates who were enrolled in APPEL programs, with average scores of 42 and 41 respectively. Candidates enrolled in university-based programs were also more likely to score a 36 or higher, with 93% of candidates in university-based programs scoring a 36 or higher compared to 81% of candidates in an APPEL program scoring 36 or higher. PPAT results of candidates enrolled in a university-based teacher preparation program during the 2023-2024 academic year are presented by institution in Table 14.

**Table 14***2023-2024 PPAT Results from University-Based Teacher Preparation Programs by Institution*

Institution	Number of Test Takers	Percent Scored	
		Average Score	36 or Higher
Brigham Young University	394	43	96%
Southern Utah University	163	43	97%
University of Utah	105	41	90%
Utah State University	365	41	87%
Utah Tech University	66	42	98%
Weber State University	172	41	91%
Westminster University	10	42	90%

Utah Tech University had the largest percentage of candidates who scored a 36 or higher (98%). Southern Utah University and Brigham Young University had similar results, with 97% of candidates at Southern Utah University scoring 36 or higher and 96% of candidates at Brigham Young University scoring 36 or higher on the PPAT.

Table 15 presents 2023-2024 PPAT results disaggregated by APPEL program. Due to privacy concerns, only APPEL programs with ten or more test takers during the 2023-2024 school year are presented.

**Table 15**  
*2023-2024 PPAT Results Disaggregated by APPEL Program*

APPEL Program Name	Number of Test Takers	Percent Scored	
		Average Score	36 or Higher
Alpine School District	52	38	83%
APPEL-SpEd (USBEd)	28	37	71%
Cache County School District	13	43	92%
Canyons School District	15	43	93%
Granite School District	32	40	88%
Jordan School District	42	39	83%
Southwest Educational Development Center (SEDC)	17	36	71%
Utah Association of Public Charter Schools	30	36	73%

NOTE: Only programs with 10 or more test takers are presented

Candidates enrolled in Canyons School District’s APPEL program had the highest percentage who scored 36 or higher on the PPAT (93%). Candidates in Cache County School District’s APPEL program had similar results, with 92% of candidates scoring 36 or higher.

**Utah Foundations of Reading Assessment (UFORA)**

During the 2020 General Session, the Utah State Legislature established a new licensing requirement for individuals seeking a professional teaching license in early childhood, elementary, and special education (see [Utah Code 53E-6-301](#)). Candidates seeking licensure in these areas are required to pass a literacy preparation assessment before they are eligible to receive a professional educator license. In 2021, the Utah State Board of Education selected Pearson’s Foundations of Reading test as the literacy preparation assessment required for licensure. Any individual seeking a professional license in early childhood, elementary, or special education on or after September 1, 2022, will need to pass the Foundations of Reading assessment before they are recommended for licensure.

During the pilot phase (September 1, 2022 to August 31, 2024), candidates who took the Utah Foundations of Reading test had to pass with a minimum score of 100 or higher, which is the lowest score a candidate can receive if they successfully finish the test. In Spring of 2024, a standard setting was conducted on Utah pilot test data and the statewide passing cut score of 240 was established. Starting September 1, 2024, any candidate who

applies for a professional teaching license in early childhood, elementary or special education must receive a score of 240 or higher on the Foundations of Reading test to be considered to have passed the test and be eligible to receive their professional license.

***Utah Foundations of Reading Assessment (UFORA) Results***

Table 16 presents statewide Utah Foundations of Reading results for candidates who were enrolled in a Utah teacher preparation program and took the Foundations of Reading test during the 2022-2023 and the 2023-2024 school years.

**Table 16**

*Statewide Utah Foundations of Reading Assessment (UFORA) Results*

<b>School Year</b>	<b>Number of Test Takers</b>	<b>Average Score</b>	<b>Percent Scored 240 or Higher</b>
2022-2023	1,630	242	56%
2023-2024	2,383	248	70%

Results indicate the total percentage of individuals in Utah who scored 240 or higher increased fourteen percentage points from 2023 to 2024 (56% and 70%, respectively).

Table 17 presents Utah Foundations of Reading Assessment (UFORA) results from candidates who took the test during the 2023-2024 school year. The results are disaggregated by type of teacher preparation pathway: university-based program, or Alternative Pathway to Professional Education License (APPEL) program.

**Table 17**

*2023-2024 Utah Foundations of Reading Results (UFORA) by Preparation Pathway*

<b>Type of Teacher Preparation Pathway</b>	<b>Number of Test Takers</b>	<b>Average Score</b>	<b>Percent Scored 240 or Higher</b>
All University-based programs	2,202	249	71%
All APPEL programs	181	239	53%

Results indicate the total percentage of individuals enrolled in university-based preparation programs who scored 240 or higher was higher than the total percentage of individuals enrolled in an APPEL program who scored 240 or higher on the UFORA (71% and 53%, respectively).

Table 18 presents statewide Utah Foundations of Reading Assessment (UFORA) results for candidates who took the test during the 2023-2024 school year, disaggregated by license area the candidate was seeking. Some candidates were seeking more than one license area and are counted more than once under their respective license areas.

**Table 18**  
*2023-2024 Statewide UFORA Results by License Area*

<b>Type of Program (License Area)</b>	<b>Number of Test Takers</b>	<b>Average Score</b>	<b>Percent Scored 240 or Higher</b>
Early Childhood (PreK-3)	70	256	83%
Elementary (K-8)	1,776	249	71%
Special Education (K-12+)	589	246	67%

Results indicate the statewide percentage of candidates who scored 240 or higher on the UFORA was largest for candidates seeking a professional license in Early Childhood and the lowest percentage of candidates who scored 240 or higher on the UFORA being candidates seeking a professional license in special education (83% and 67%, respectively).

Table 19 presents Utah Foundations of Reading Assessment (UFORA) results from candidates who were enrolled in a university-based teacher preparation program and took the UFORA during the 2023-2024 school year. The results are disaggregated by institutions of higher education.

**Table 19**  
*2023-2024 UFORA Results by Institution of Higher Education*

<b>Institution of Higher Education</b>	<b>Number of Test Takers</b>	<b>Average Score</b>	<b>Percent Scored 240 or Higher</b>
Brigham Young University	215	258	81%
Southern Utah University	113	253	75%
University of Utah	58	245	62%
Utah State University	273	255	80%
Utah Tech University	25	257	92%
Utah Valley University	157	247	69%
Weber State University	94	247	69%
Western Governors University	1,263	247	68%
Westminster University	n < 10	n < 10	n < 10

n < 10 indicates results are masked for privacy due to low number of results per institution.

Results indicate the percentage of candidates who scored 240 or higher on the UFORA was highest for candidates enrolled in programs at Utah Tech University and candidates enrolled at the University of Utah had the lowest percentage of candidates who scored 240 or higher on the UFORA (92% and 62%, respectively).

## Appendix A

**Table 1A**

*List of Approved University-Based Preparation Programs by Teaching Area*

Institution	Early Childhood Education	Elementary Education	Secondary Education	Special Education	Preschool Special Education	Deaf Education
Brigham Young University	X	X	X	X		
Rocky Mountain University of Health						
Southern Utah University		X	X	X		
University of Utah	X	X	X	X	X	
Utah State University	X	X	X	X	X	X
Utah Tech University		X	X			
Utah Valley University		X	X	X		
Weber State University	X	X	X	X		
Western Governors University		X	X	X		
Westminster University		X	X			

X = indicates a program is approved in this license area at this institution.

**Table 2A**

*List of Approved University-Based Preparation Programs by Education Support Area*

<b>Institution</b>	<b>School Leadership</b>	<b>School Counselor</b>	<b>School Social Worker</b>	<b>School Psychologist</b>	<b>Audiologist</b>	<b>Speech Language Pathologist</b>	<b>Speech Language Technician</b>
Brigham Young University	X		X	X	X	X	
Rocky Mountain University of Health		X				X	
Southern Utah University	X						
University of Utah	X	X	X	X	X	X	X
Utah State University	X	X	X	X	X		
Utah Tech University							
Utah Valley University	X	X					
Weber State University	X						
Western Governors University	X						
Westminster University							

X = indicates a program is approved in this license area at this institution.



## Appendix B

### List of Approved APPEL Programs as of September 1, 2024

Program Name	Date Approved
Alpine School District	4/27/2020
American Leadership Academy	10/27/2021
American Preparatory Academy	10/26/2020
Athenian eAcademy	10/2/2020
Box Elder School District	8/4/2020
Cache County School District	9/30/2021
Canyons School District	3/17/2020
Carbon School District	9/23/2020
Catholic Diocese of Salt Lake City	12/22/2020
<i>Partnership schools include: Blessed Sacrament School, J.E. Cosgriff Memorial School, Juan Diego High School, Judge Memorial High School, Kearns St. Ann School, Madeleine Choir School, Our Lady of Lourdes Elementary, St. Andrews Elementary School, St. Francis Xavier School, St. John the Baptist Elementary School, St. John the Baptist Middle School, St. Joseph Catholic Elementary, St. Joseph High School, St. Marguerite Catholic School, St. Olaf School, St. Vincent de Paul School</i>	
Central Utah Educational Services (CUES)	4/23/2020
<i>Partnership LEAs include: Juab, North Sanpete, Piute County, Sevier, South Sanpete, Tintic, and Wayne School Districts; Sorenson's Ranch School</i>	
Channing Hall	12/7/2021
Davinci Academy	8/19/2020
Davis School District	8/6/2020
Entheos Academy	7/6/2020
Esperanza Elementary School	11/2/2020
Excelsior Academy	1/21/2021
Fast Forward Charter High School	12/19/2022
Franklin Discovery Academy	1/11/2023
Granite School District	7/31/2020

(Table continues)

<b>Program Name</b>	<b>Date Approved</b>
Ignite Entrepreneurship Academy	7/27/2020
Itineris Early College High School	7/9/2020
John Hancock Charter School	10/26/2020
Jordan School District	11/6/2020
Karl G. Maeser Preparatory	10/28/2020
Lincoln Academy	10/26/2020
Logan City School District	9/18/2020
Monticello Academy	5/13/2024
Nebo School District	3/16/2020
Northeastern Utah Educational Services (NUES)	4/23/2020
<i>Partnership LEAs include: Daggett, Duchesne, Morgan, North Summit, Park City, Rich, South Summit, Uintah and Wasatch County School Districts; Soldier Hollow Charter School, Terra Academy, Uintah River Charter High School, Weilenman School of Discovery, Winter Sports School</i>	
NUAMES Early College High Schools	11/17/2020
Ogden Preparatory Academy	10/26/2020
Ogden School District	4/27/2020
Promontory School of Expeditionary Learning	12/9/2020
Providence Hall Charter School	8/8/2020
Provo City School District	6/23/2020
Southwest Educational Development Center (SEDC)	4/23/2020
<i>Partnership LEAs include: Beaver County, Garfield, Iron County, Kane, Millard, Washington County School Districts; Dixie Montessori Academy, Gateway Preparatory Academy, George Washington Academy, St. George Academy, SUCCESS Academy, Valley Academy, and Vista at Entrata School</i>	
Southeastern Educational Service Center (SESC)	7/6/2020
<i>Partnership LEAs include: Emery County, Grand County, San Juan School Districts; Moab Charter School, Pinnacle Canyon Academy</i>	
Salt Lake City School District	4/24/2020
Spectrum Academy	10/27/2020

(Table continues)

<b>Program Name</b>	<b>Date Approved</b>
Summit Academy Schools	7/28/2020
Teacher Development Services (RTC)	6/27/2022
<i>Partnership Residential Treatment Centers (RTCs) include: Alpine Academy, Heritage Schools, Logan River Academy, New Haven RTC, Solstice RTC, Telos Academy</i>	
Three Points Academy (RTC)	3/30/2022
Tooele County School District	7/15/2020
Uinta Academy RTC, LLC	11/4/2020
Utah Association of Public Charter Schools	7/10/2020
<i>Partnership LEAs include: Academy for Math, Engineering, &amp; Science (AMES), Advantage Arts Academy, American Academy of Innovation (AAI), Ascent Academies of Utah, Athlos Academy of Utah, Beehive Academy, Bonneville Academy, Bridge Elementary, Canyon Grove Academy, Canyon Rim Academy, The Center for Creativity, Innovation, &amp; Discovery (CCID), City Academy, C.S. Lewis Academy, Dual Immersion Academy, Early Light Academy, East Hollywood High School, Edith Bowen Laboratory School, Endeavor Hall, Freedom Preparatory Academy, Greenwood Charter School, Good Foundations Academy, Hawthorn Academy, Highmark Charter School, Intermountain Christian School, InTech Collegiate Academy, Jefferson Academy, Lakeview Academy, Leadership Learning Academy, Leadership Academy of Utah, Legacy Preparatory Academy, Mana Academy, Maria Montessori Academy, Merit Preparatory Academy, Mountain Heights Academy, Mountain Sunrise Academy, Mountain West Montessori Academy, Mountainville Academy, Navigator Pointe Academy, Noah Webster Academy, North Davis Preparatory Academy, North Star Academy, Odyssey Charter School, Pacific Heritage Academy, Paradigm Schools, Reagan Academy, Rockwell Charter High School, Roots Charter High School, Salt Lake Academy, Salt Lake Arts Academy, Salt Lake School for the Performing Arts, Scholar Academy, Syracuse Arts Academy, Thomas Edison Charter School, Treeside Charter School, Utah ARTS Academy, Utah Career Path High, Utah County Academy of Sciences, Utah International Charter School, Utah Military Academy, Utah Virtual Academy, Venture Academy, Voyage Academy, Walden School of Liberal Arts, Wallace Stegner Academy, and Wasatch Peak Academy</i>	
Utah State Board of Education (APPEL-SpEd)	9/1/2021
Vanguard Academy	9/3/2020
Wasatch Waldorf Charter School	11/17/2020
Weber School District	7/6/2020