

Annual Report on Providers



Creative Commons, 2020

STATEWIDE ONLINE EDUCATION PROGRAM

UTAH STATE BOARD OF EDUCATION, 250 East 500 South, Salt Lake City, Utah

ADA Compliant 4/28/2022

INTRODUCTION

This report is prepared annually as required by UCA 53F-4-512. Where a school was not a program provider prior to this reporting year, the term NA is used to signify that no provider data is present for these years. Data is listed by Provider, with required and additional criteria listed. *Course completion rate* is determined by the number of students passing requested credit within term specified in statute (“timely”), as a portion of the percentage of students who are (i) active in course at “Census” (the day following the 20th day beyond the student’s point of entry into the course), and (ii) who had not requested to withdraw and who had not been withdrawn for administrative or disciplinary reasons prior to the end of the course term.

Utah State Board of Education Administrative Rule defines *Course Completion* as a situation in which “...a student has completed a course with a passing grade and the provider has transmitted the grade and credit to the primary LEA of enrollment” (R277-726-2(2)).

Note on Indicators used in this Report:

Certain measurements or “indicators” statutorily required to be included in this report are problematic because of reporting anomalies and structural differences between Providers.

The “**Teacher-to-Pupil Ratio**” indicator is calculated by taking the total number of students enrolled and dividing by the total FTE (full time of equivalency) of teachers. In previous years, the teacher-to-pupil ratio did not account for students who are participating in SOEP. For this reporting year 2020-2021, students participating in SOEP are included in the calculation, resulting in a pupil-to-teacher ratio that is larger than previous years for all SOEP providers. The teacher-to-pupil ratio across SOEP providers is prone to variation due to differences in employment contracts resulting from employment of educators in a contractor capacity, whether from within a district or via a partnership arrangement used to facilitate hybrid instruction. In some cases, these educators are not represented in USBE’s educator credential system and, therefore, not captured in the calculation. Because the methodology for reporting this data has changed to include students in SOEP, please use caution in comparing previous teacher-to-pupil ratios to this year’s teacher-to-pupil ratio.

Assessment Information as reported here does not reflect competency in course content following instruction. The intent of the Legislature was that these measures would communicate effectiveness of instruction and rigor across content delivered by a Provider. Changes in assessment platforms mean that these scores are, the current period, more general indications of student readiness for college and career in the associated content area (Language Arts, Mathematics or Science), which is not clearly associated with effectiveness of instruction and rigor across content delivered by a Provider.

ASU Prep Powered by Juab (Entered Program 2019-20)

COMPLETING COURSES WITHIN APPLICABLE TIME-PERIOD

2020-21:	96%
2019-20:	93%
2018-19:	NA
2017-18:	NA
2016-17:	NA

COURSES STILL IN PROGRESS (Late Pass)

2020-21	0%
2019-20:	0%
2018-19:	NA
2017-18:	NA
2016-17:	NA

NOT PASSING ONLINE COURSES

2020-21	4%
2019-20:	7%
2018-19:	NA
2017-18:	NA
2016-17:	NA

PUPIL-TEACHER RATIO

2020-21	68.9
2019-20:	22.5
2018-19:	NA
2017-18:	NA
2016-17:	NA

ATTENDANCE POLICY

Students must log in and actively work at least once every ten school days.

UNIQUE CHARACTERISTICS

Discussions with a certified teacher via email housed within our Learning Management System (LMS) are intended to support learning and to allow for technical support. Arizona State University's online high school program serves students around the world, and now has teamed up with Juab School District to offer online courses to students throughout Utah. ASU Prep Digital equips students with the tools they need to succeed in college, careers, and beyond. This is an accredited program ([Cognia](#)) with courses that are approved by the National Collegiate Athletic Association (NCAA).

CANYONS VIRTUAL HIGH

COMPLETING COURSES WITHIN APPLICABLE TIME-PERIOD

2020-21	87%
2019-20:	99%
2018-19:	70%
2017-18:	74%
2016-17:	76%

COURSES STILL IN PROGRESS (Late Pass)

2020-21:	0%
2019-20:	7%
2018-19:	5%
2017-18:	2%
2016-17:	1%

NOT PASSING ONLINE COURSES

2020-21:	6%
2019-20:	1%
2018-19:	25%
2017-18:	15%
2016-17:	22%

PUPIL-TEACHER RATIO

2020-21:	507.8
2019-20:	21.8
2018-19:	23%
2017-18:	21.8
2016-17:	21.8

ATTENDANCE POLICY

Students must log in at least once every ten school days. Students must be self-directed enough to stick to a schedule of working on courses at least three to four times a week to ensure timely completion and continuous progress.

UNIQUE CHARACTERISTICS

Canyons Online serves thousands of students from across the state year-round. Students earn credit used toward graduation requirements at their school of record in a wide variety of engaging and highly-interactive courses. All teachers are certified and highly-qualified in their subject area, and provide timely and personalized feedback as students work at their own pace. Licensed school counselors and other support staff assist current and prospective students to ensure each student experiences success.

LEADERSHIP ACADEMY OF UTAH (Entered Program 2018-2019)

COMPLETING COURSES WITHIN APPLICABLE TIME-PERIOD

2020-21:	80%
2019-20:	64%
2018-19:	87%
2017-18:	88%
2016-17:	NA

COURSES STILL IN PROGRESS (Late Pass)

2020-21:	0%
2019-20:	0%
2018-19:	0%
2017-18:	0%
2016-17:	0%

NOT PASSING ONLINE COURSES

2020-21:	20%
2019-20:	29%
2018-19:	13%
2017-18:	0%
2016-17:	NA

PUPIL-TEACHER RATIO

2020-21:	30.9
2019-20:	20.0
2018-19:	24.8
2017-18:	27.8
2016-17:	NA

ATTENDANCE POLICY

Students must log in and actively work at least once every ten school days.

UNIQUE CHARACTERISTICS

Leadership Academy of Utah (LAU) is an online public charter school serving students from all over Utah. Our program is built on a classical education model emphasizing leadership, the liberal arts, and adventure. We partner with Williamsburg Learning to provide curriculum and transformational learning experiences. LAU offers a variety of Core Subjects, Leadership, Spanish, French, and German.

MOUNTAIN HEIGHTS ACADEMY

COMPLETING COURSES WITHIN APPLICABLE TIME-PERIOD

2020-21:	95%
2019-20:	93%
2018-19:	92%
2017-18:	92%
2016-17:	97%

STILL IN PROGRESS (Late Pass)

2020-21:	0%
2019-20:	0%
2018-19:	0%
2017-18:	0%
2016-17:	0%

NOT PASSING ONLINE COURSES

2020-21:	5%
2019-20:	7%
2018-19:	8%
2017-18:	7%
2016-17:	3%

PUPIL-TEACHER RATIO

2020-21:	20.4%
2019-20:	13.2%
2018-19:	15.8%
2017-18:	17.9%
2016-17:	18.4%

ATTENDANCE POLICY

Students must log in at least every other weekday and make expected percentage progress toward course completion.

UNIQUE CHARACTERISTICS

Traditional brick and mortar schools just don't work for every student. Mountain Heights Academy (MHA) was founded to provide a solution for learners that prefer an engaging online environment. Our tuition-free, online courses allow students to customize their education, get the attention and flexibility they need, and find joy and success in learning. Full-time highly qualified teachers are available four hours per day or by appointment via video conferencing, email, chat, and phone. Office hours can include late afternoon/evening hours for SOEP students. A dedicated SOEP student services mentor is available to assist in establishing effective practices for setting schedules and being successful as an online student.

UTAH VIRTUAL ACADEMY

COMPLETING COURSES WITHIN APPLICABLE TIME-PERIOD

2020-21:	100%
2019-20:	100%
2018-19:	96%
2017-18:	87%
2016-17:	98%

COURSES STILL IN PROGRESS (Late Pass)

2020-21:	0%
2019-20:	0%
2018-19:	0%
2017-18:	1%
2016-17:	0%

NOT PASSING ONLINE COURSES

2020-21:	0%
2019-20:	0%
2018-19:	4%
2017-18:	4%
2016-17:	2%

PUPIL-TEACHER RATIO

2020-21:	27.2
2019-20:	19.8
2018-19:	19.4
2017-18:	22.9
2016-17:	23.4

ATTENDANCE POLICY

Students must make weekly satisfactory academic progress.

CONTACT WITH LICENSED EDUCATOR AND UNIQUE CHARACTERISTICS

Utah Virtual Academy (UTVA) offers formats and options to suit students' optimal learning style. Not everyone learns the same, or prefers the same learning environment or even the same learning resources, and we know this. Utah Virtual Academy (UTVA) offers classes in two formats, although each format includes resources and activities engaging to a variety of learners.:

- Traditional courses are teacher-led, live classes allowing students to be in an online class with other students, ask the teacher questions and interact in a typical classroom setting. Classes are also recorded and can be watched at a later time.
- Fast track courses are designed in a more fast-moving, interactive and computer-based style to advance students through content more rapidly. Most of UTVA courses can also be taken in a block schedule allowing students to complete a semester credit in a quarter-length time.

UTAH ONLINE SCHOOL

COMPLETING COURSES WITHIN APPLICABLE TIME-PERIOD

2020-21:	95%
2019-20:	89%
2018-19:	96%
2017-18:	76%
2016-17:	100%

COURSES STILL IN PROGRESS (Late Pass)

2020-21:	0%
2019-20:	0%
2018-19:	0%
2017-18:	0%
2016-17:	0%

NOT PASSING ONLINE COURSES

2020-21:	5%
2019-20:	11%
2018-19:	4%
2017-18:	4%
2016-17:	0%

CRITERIA: PUPIL-TEACHER RATIO

2020-21:	167.9
2019-20:	13.9
2018-19:	21.2
2017-18:	20.6
2016-17:	20.9

ATTENDANCE POLICY

Research indicates that activity in a course building community, belonging and meaning is linked to course completion. UOS thus monitors student logins and weekly progress to support completion..

UNIQUE CHARACTERISTICS

Utah Online School (UOS) offers full year (1.0 credit), semester (.5 credit), or quarter (.25 credit) to meet all student needs. Contact is maintained through instant messaging, email, weekly live classes, and individual tutoring by appointment within an online conferencing platform. Teacher-to -student feedback is offered via email and recorded teacher instruction. Mentors are also available and work closely with students and parents to resolve technical issues, ensuring students have tools necessary for success. UOS teachers and administration find joy in helping students reach academic goals through engaging courses, highly qualified and responsive teachers, and individual mentoring. Learning needs are addressed quickly and effectively. UOS offers vast course offerings in all subject areas that are NCAA-approved.

SOEP AND STATE ASSESSMENT PERFORMANCE

In accordance with Utah Code 53F-4-512 (2)(d), this section provides a summary of the performance of students who participated in SOEP courses in Language Arts, Math, and Science on state testing.

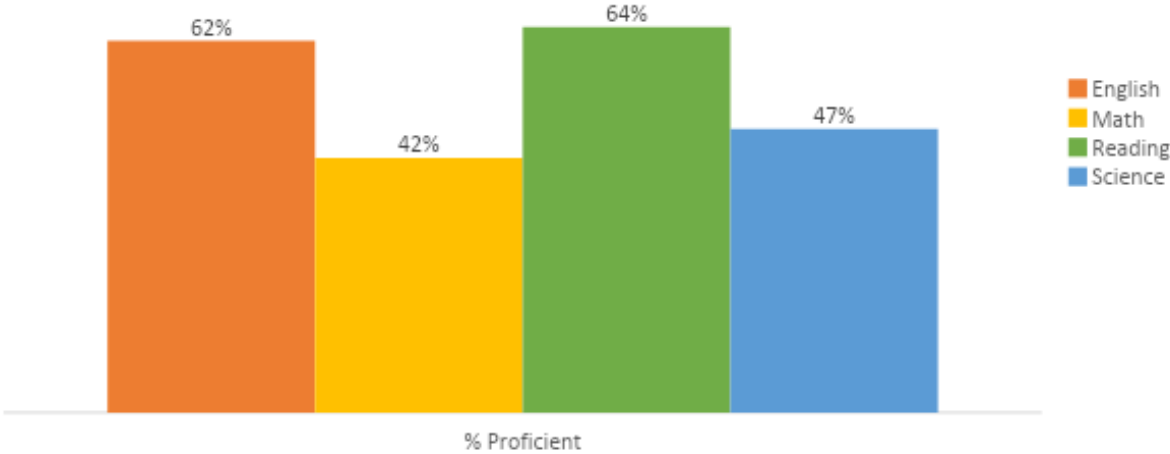
Utah Aspire Plus is an end-of-the grade level assessment for 9th grade and 10th grade students. It provides two main scores (i.e., Proficiency level scores and predictive ACT scores) that are used to “inform instructional planning, practices, and policy decisions”[1]. For this report, we use proficiency level scores, which “describe the degree of students’ mastery of grade-level skills and knowledge related to the end of the grade level expectations”¹.

Based on Utah Aspire Plus results, the Utah State Board of Education has calculated the percentage of SOEP students in 9th grade and 10th grade who were proficient in English, Math, Reading, and Science in the school year 2020-2021. The only students included to determine proficiency are those who: (a) who took a course(s) in any of these subject areas through the SOEP program and (b) who took the Utah ASPIRE Plus. Given the high number of students who did not test, the results are not necessarily representative of all students in SOEP.

The figures below report (a) the percentage of SOEP students who were proficient by subject area for the SOEP program overall, and (b) the percentage of SOEP students who were proficient for each SOEP provider by subject area in school year 2020-21.

[1] <https://www.schools.utah.gov/file/29ae82ef-d75d-4c72-b8f5-c47adaa47881>

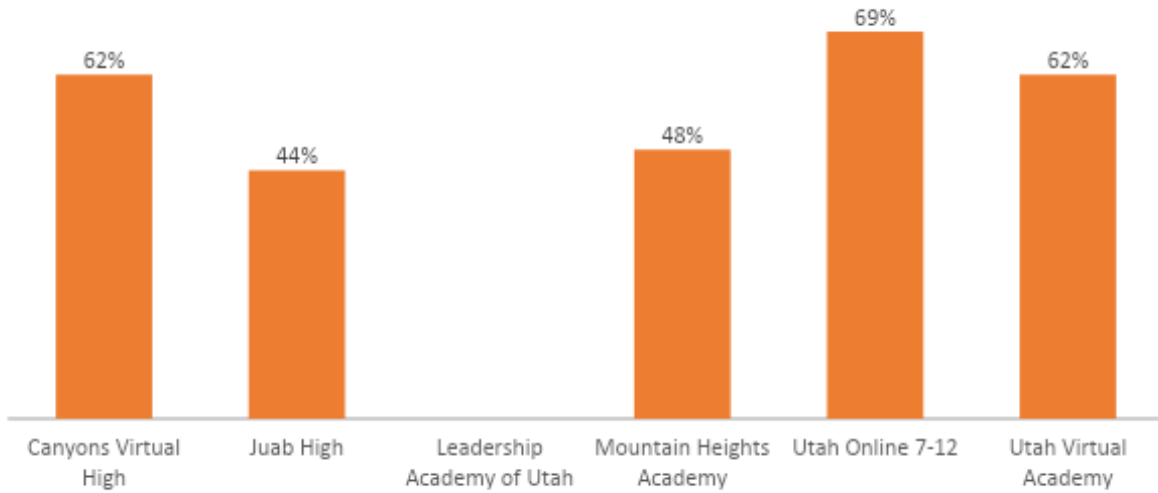
SOEP PROGRAM



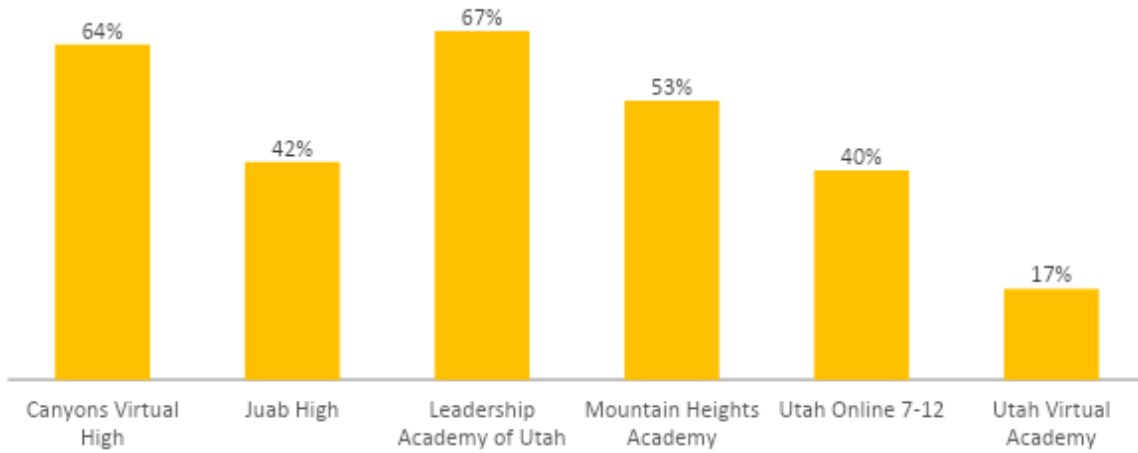
Note.English (n = 180); Math (n = 180); Reading (n = 183); and Science (n =168).

SOEP PROVIDERS BY SUBJECT AREA

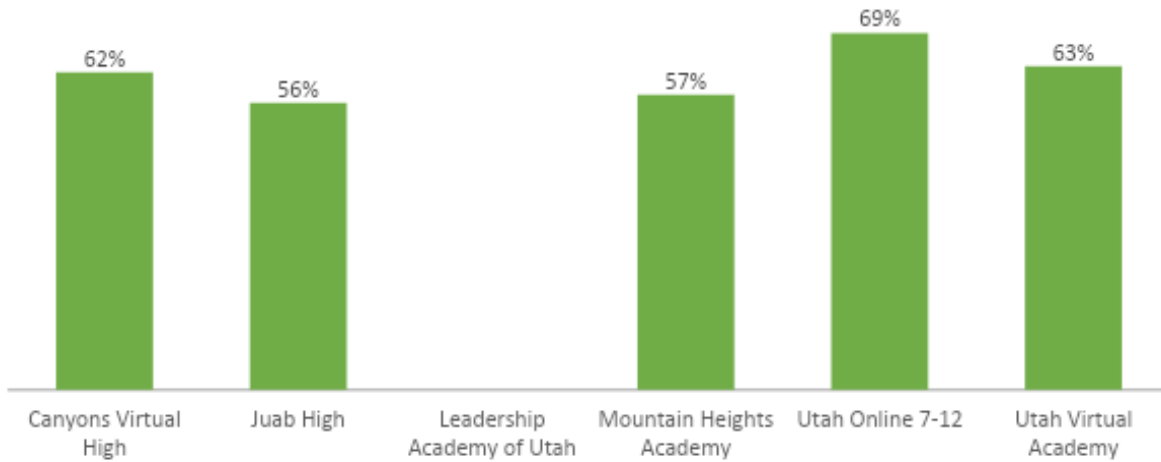
ENGLISH



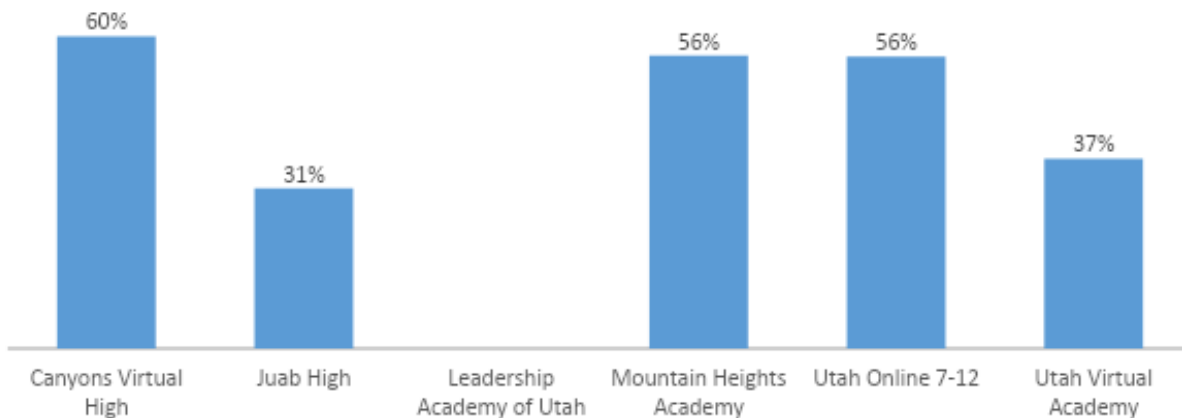
MATH



READING



SCIENCE



QUESTIONS:

Statewide Online Education Program
Utah State Board of Education
250 E. 500 S., P.O. Box 144200
Salt Lake City, Utah 84114-4200
Tel. (801) 538-7826
Email: edonline@schools.utah.gov

