

Cindy

Folk Song

I wish I was an Ap - ple a - hang - in' on a tree, And
told me that she loved me, She called me sug - ar - plum; She

ev - 'ry time my sweet - heart passed she'd take a bite of me. She
threw her arms a - round me; I thought my time had

come. Git a - long home, Cin - dy, Cin - dy, Git a - long home, Cin - dy,
Cin - dy, Git a - long home, Cin - dy, Cin - dy, I'll mar - ry you some - time.

Contra-Style Dance to “Cindy”

Two facing lines, partners across from each other. A couple at one end is head couple.

VERSE: All take 4 steps forward, 4 steps back, then 8 steps forward a changing places with partner. **REFRAIN:** Head couple meets in the middle and does locked-elbow swing for 8 beats, then joins hands and sashays (side gallop) down to the foot of the set, creating a new head couple.

SINGING

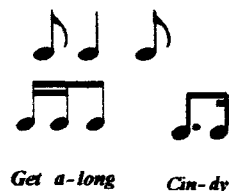
Identify rhythms in the song that are syncopated, look for *ti ta ti*:

Find and identify unequal 16th note divisions of the beat and what words of the text they most often represent:

Clap the rhythms of the text as they are sung.

This song is pentatonic [*tones of do, re, mi, sol, and la*]

so it can be partnered with other pentatonic songs like “Dinah” or “Rocky Mountain.”



PLAYING

Use sticks on a wood instrument to tap  on the word “home” each time it’s sung.

Keep a steady beat on a drum, tambourine, triangle or other instrument.

Play the “get along home” rhythm (see right) on an instrument of choice, or do body percussion to “get along home.”

Play pentatonic tones on any barred or melodic instrument in this repeated rhythm: “Home, home, home, get along...” to create an ostinato.



CREATING

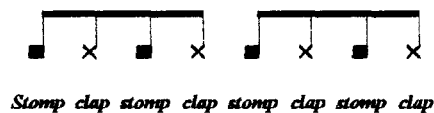
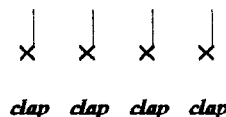
Create body percussion parts: one for the verse, one for refrain.

Example: **Verse:** Clap on the beat: *ta, ta, ta, ta.*

Refrain: *Stomp-clap-stomp-clap* in eighth notes

On the last word “day,” do *stomp-clap-clap-rest*.

Have the students choreograph the song by making up actions that fit the text of the various verses. Stage the story then sing and perform it with the class.



LISTENING

Listen to several different recordings of “Cindy.” Some are available in Silver Burdett. Mack Wilberg (a Utah composer) has a wonderful arrangement with claps and stomps and whistles. A recording or video is available at <http://www.dj-records.com/Classical/byu.htm> “A Thanksgiving of American Folk Hymns.”

CURRICULUM INTEGRATION – Geography, Language arts

This is an Appalachian folk song. Find the Appalachian mountains on a map of the U.S.

Insert different nouns, names, or occupation words, in the place of “Cindy” like: soldier, farmer, fireman, Johnny, tiger, and on and on. [Get along home, soldier, soldier, etc.]