

# SAGE Score Charts

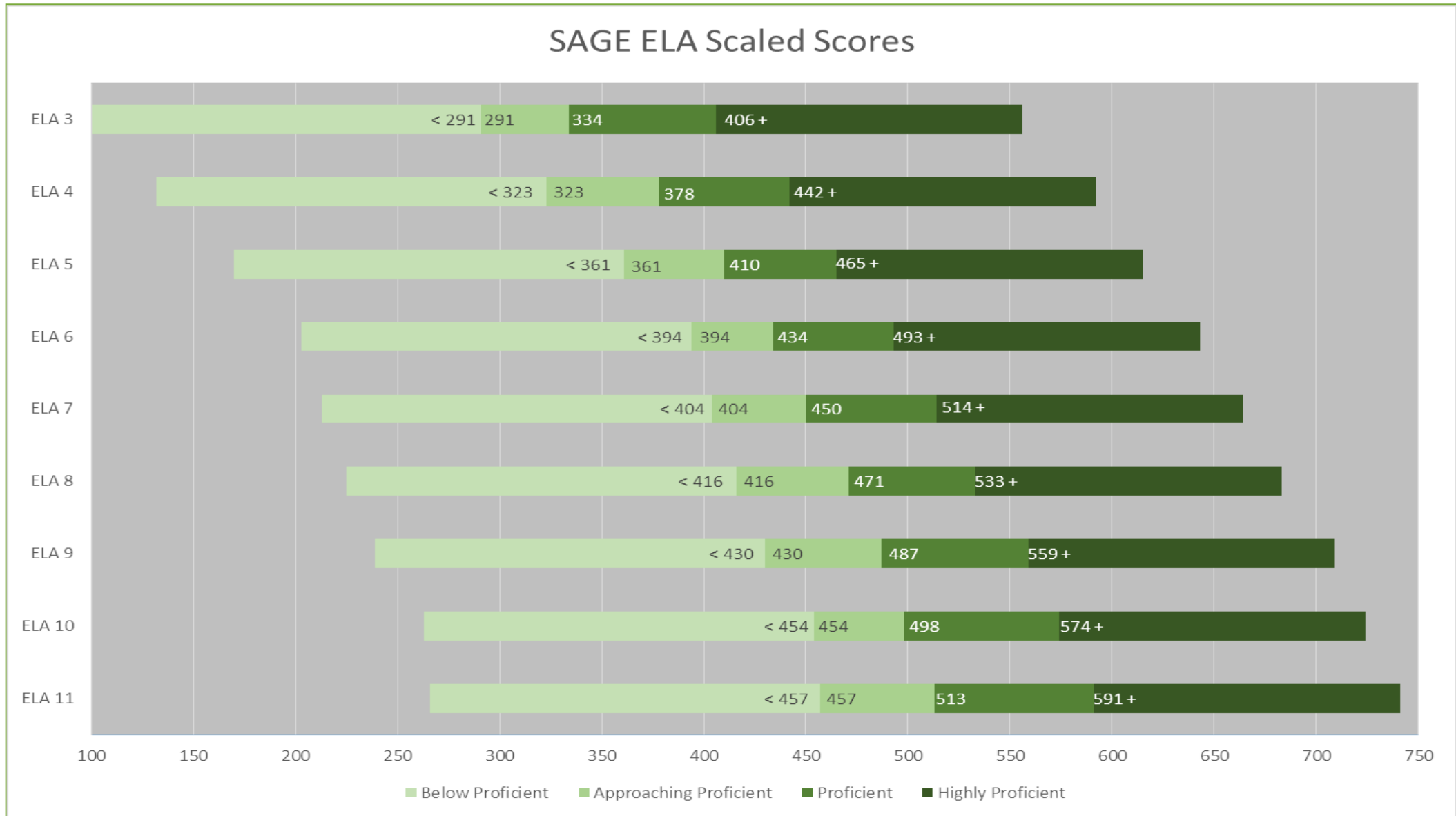
Scaled Scores and Proficiency Levels for SAGE  
English Language Arts (ELA), Mathematics, and Science assessments



# SAGE Scaled Scores

- A **scaled score** represents a student's performance on a particular assessment and is reported as a number from 100–900 for ELA and Mathematics, and from 775–925 for Science.
- These scaled scores allow for consistent interpretation of the scores and a common understanding of their meaning demonstrating growth from year to year, e.g., comparing grade 3 ELA to grade 4 ELA for each student.
- These scaled scores are mapped into four proficiency levels.
  - In ELA and Mathematics, the scaled score representing proficiency is different for each assessment because the assessments are vertically linked.
  - In Science, the scaled score representing proficiency is always 840 because proficiency in one grade or course does not necessarily rely on proficiency from the previous grade or course.

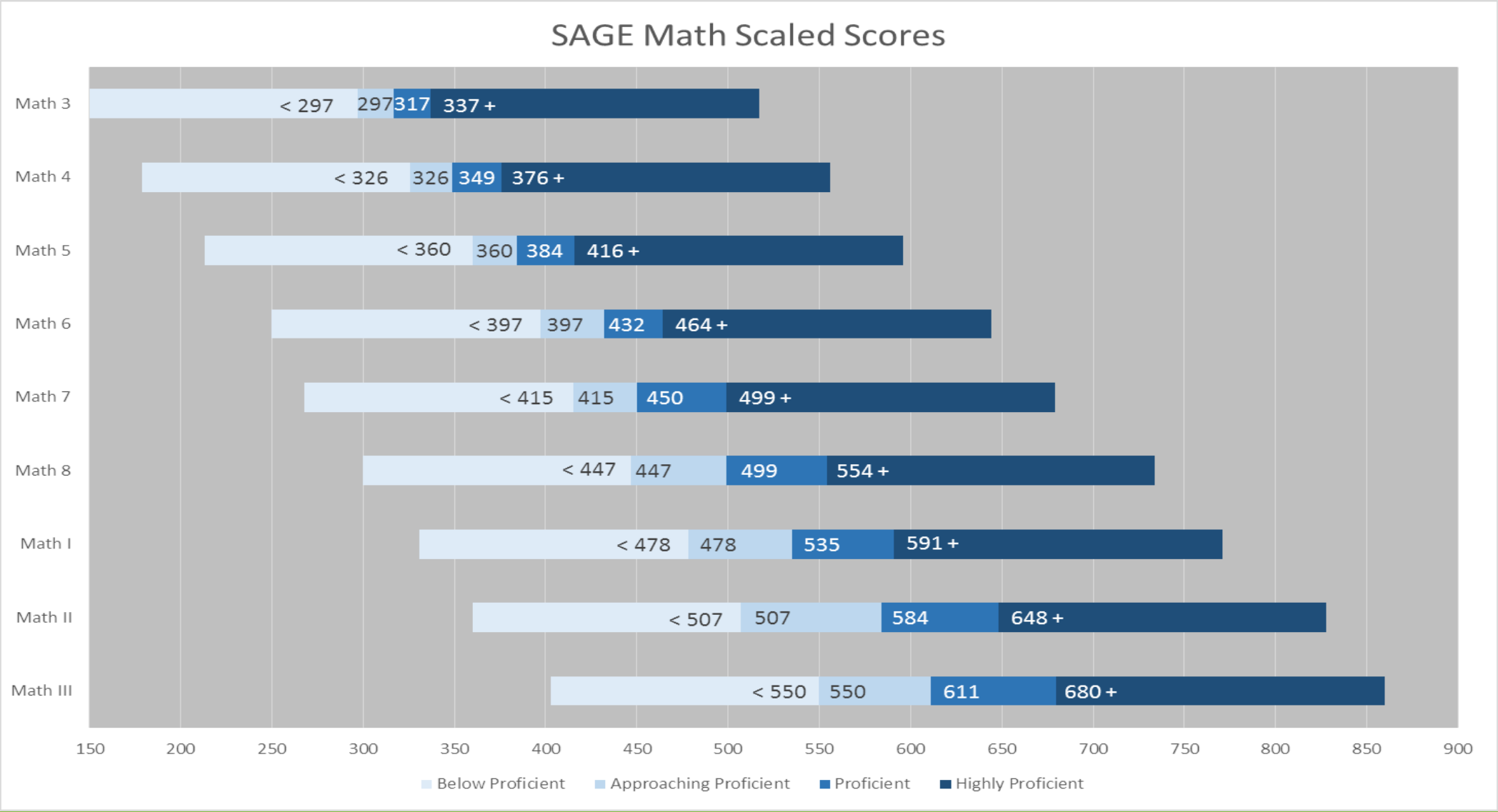
# SAGE ELA/Literacy Scaled Scores and Proficiency Levels



# SAGE ELA/Literacy Scaled Scores and Proficiency Levels Table

<b>Courses</b>	<b>Below Proficient</b>	<b>Approaching Proficient</b>	<b>Proficient</b>	<b>Highly Proficient</b>
<b>3</b>	< 291	291-333	334-405	406 +
<b>4</b>	< 323	323-377	378-441	442 +
<b>5</b>	< 361	361-409	410-464	465 +
<b>6</b>	< 394	394-433	434-492	493 +
<b>7</b>	< 404	404-449	450-513	514 +
<b>8</b>	< 416	416-470	471-532	533 +
<b>9</b>	< 430	429-486	487-558	559 +
<b>10</b>	< 454	454-497	498-573	574 +
<b>11</b>	< 457	457-512	513-590	591 +

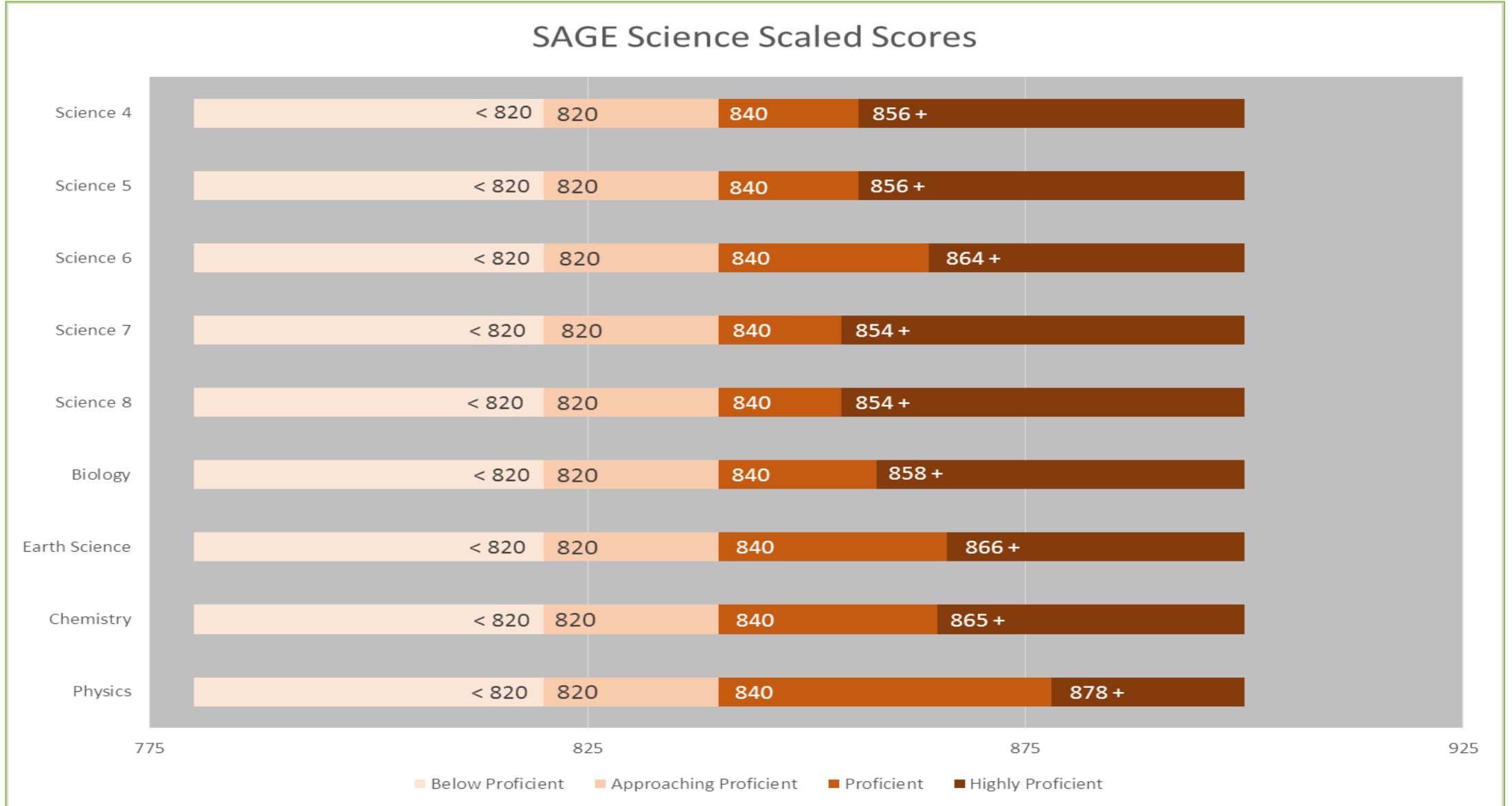
# SAGE Mathematics Scaled Scores and Proficiency Levels



# SAGE Mathematics Scaled Scores and Proficiency Levels Table

<b>Courses</b>	<b>Below Proficient</b>	<b>Approaching Proficient</b>	<b>Proficient</b>	<b>Highly Proficient</b>
<b>3</b>	< 297	297-316	317-336	337 +
<b>4</b>	< 326	326-348	349-375	376 +
<b>5</b>	< 360	360-383	384-415	416 +
<b>6</b>	< 397	397-431	432-463	464 +
<b>7</b>	< 415	415-449	450-498	499 +
<b>8</b>	< 447	447-498	499-553	554 +
<b>Sec Math I</b>	< 478	478-534	535-590	591 +
<b>Sec Math II</b>	< 507	507-583	584-647	648 +
<b>Sec Math III</b>	< 550	550-610	611-679	680 +

# SAGE Science Scaled Scores and Proficiency Levels



# SAGE Science Scaled Scores and Proficiency Levels Table

<b>Courses</b>	<b>Below Proficient</b>	<b>Approaching Proficient</b>	<b>Proficient</b>	<b>Highly Proficient</b>
<b>4</b>	< 820	820	840	856 +
<b>5</b>	< 820	820	840	856 +
<b>6</b>	< 820	820	840	864 +
<b>7</b>	< 820	820	840	854 +
<b>8</b>	< 820	820	840	854 +
<b>Biology</b>	< 820	820	840	858 +
<b>Earth Science</b>	< 820	820	840	866 +
<b>Chemistry</b>	< 820	820	840	865 +
<b>Physics</b>	< 820	820	840	878 +